



S.V.ARTS COLLEGE :: TIRUPATI

(Tirumala Tirupati Devasthanams)

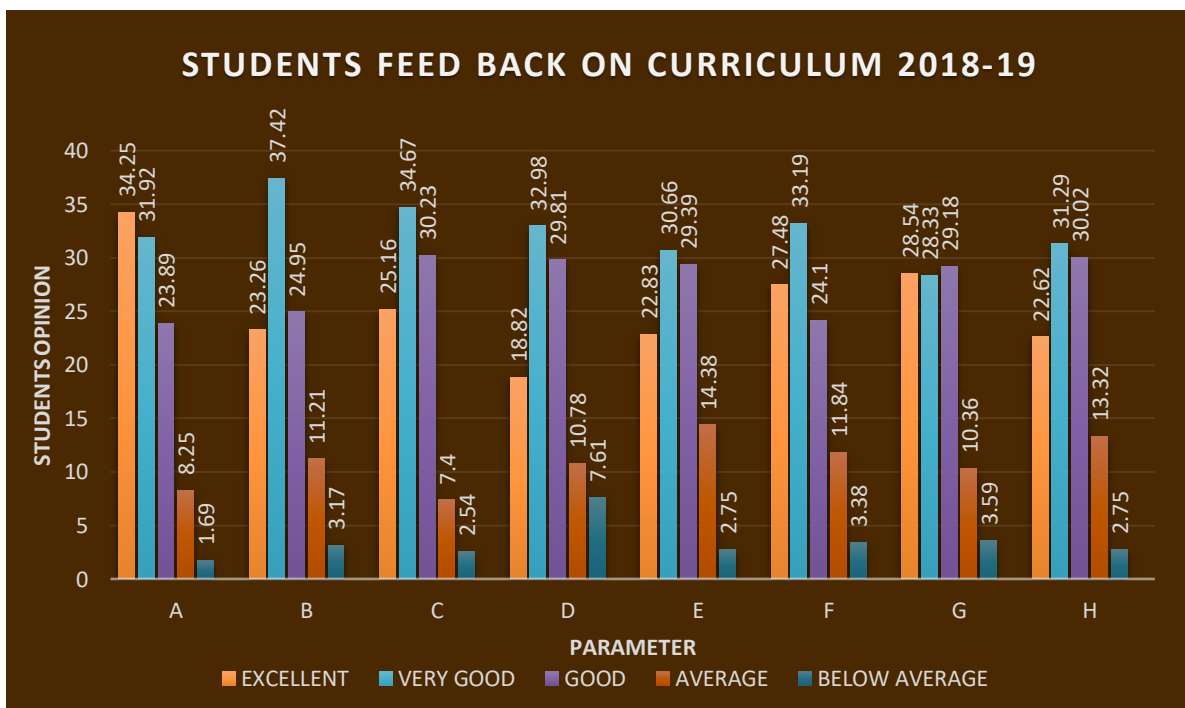
Internal Quality Assurance Cell(IQAC)

STUDENTS FEED BACK ON CURRICULUM 2018-19

Questionnaire

A.	Relevance of course structure to the course objectives
B.	Depth of syllabus of the courses in relation to competencies expected by the current job market.
C.	Design of courses in terms of Extra learning and self-learning
D.	Percentage of courses offering Lab component/Practical learning through field visits.
E.	Research orientation in the curriculum design
F.	Scope for higher education / employability/skill development/entrepreneurship in the curriculum
G.	Structure of CBCS curriculum.
H.	Adherence to academic calendar.

	Excellent	Very Good	Good	Average	Below Average
A	34.25	31.92	23.89	8.25	1.69
B	23.26	37.42	24.95	11.21	3.17
C	25.16	34.67	30.23	7.40	2.54
D	18.82	32.98	29.81	10.78	7.61
E	22.83	30.66	29.39	14.38	2.75
F	27.48	33.19	24.10	11.84	3.38
G	28.54	28.33	29.18	10.36	3.59
H	22.62	31.29	30.02	13.32	2.75





S.V.ARTS COLLEGE :: TIRUPATI

(Tirumala Tirupati Devasthanams)

Internal Quality Assurance Cell(IQAC)

STUDENTS' FEEDBACK ON OVERALL ACADEMIC ENVIRONMENT 2018-19

Questionnaire

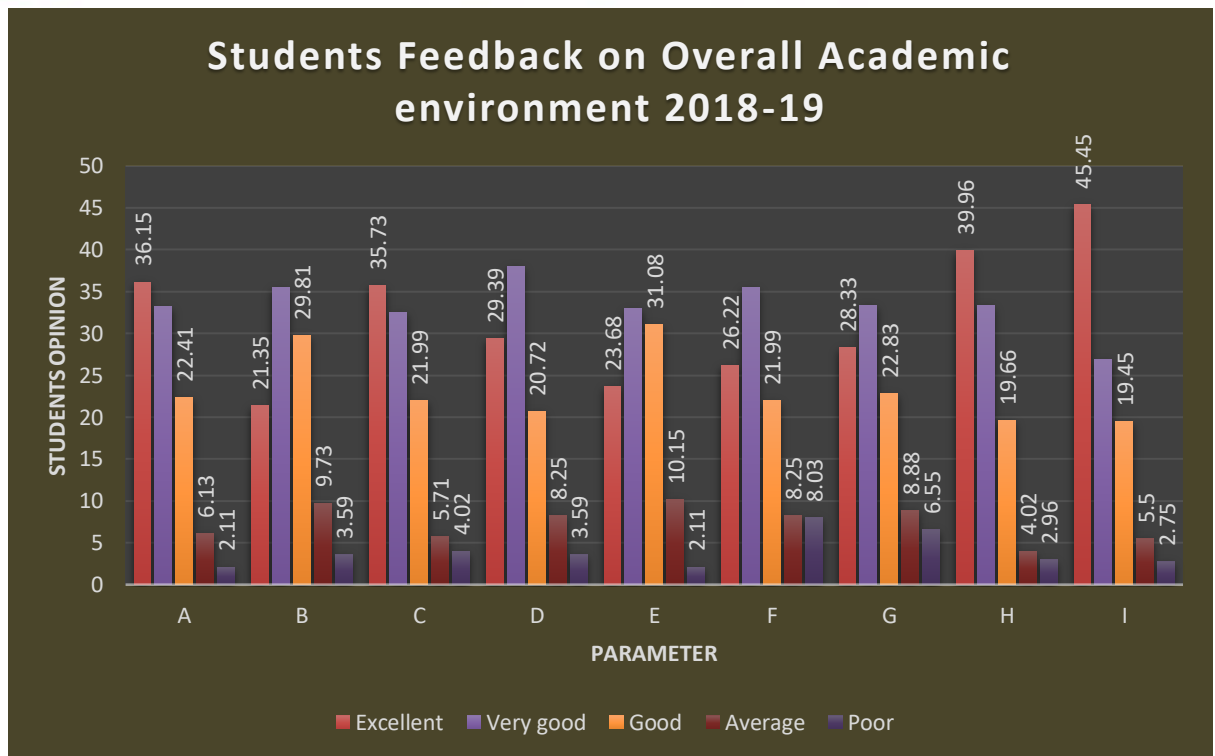
A.	Methodology of curriculum delivery.
B.	Meeting deadlines in coverage of syllabi
C.	Library facilities in terms of availability of text and reference books.
D.	Laboratory facilities to impart practical learning.
E.	Grievance redressal mechanism in the college.
F.	College information system(Calendar& Hand book, Display boards, Web site).
G.	Scholarships and poor student aid
H.	Functioning of student support services such as NCC, NSS and Red cross.
I.	Scope for student participation in sports, games and cultural activities.

2018-19					
	Excellent	Very good	Good	Average	below average
A	36.15	33.19	22.41	6.13	2.11
B	21.35	35.52	29.81	9.73	3.59
C	35.73	32.56	21.99	5.71	4.02
D	29.39	38.05	20.72	8.25	3.59
E	23.68	32.98	31.08	10.15	2.11
F	26.22	35.52	21.99	8.25	8.03
G	28.33	33.40	22.83	8.88	6.55
H	39.96	33.40	19.66	4.02	2.96
I	45.45	26.85	19.45	5.50	2.75



S.V.ARTS COLLEGE :: TIRUPATI

(Tirumala Tirupati Devasthanams)





S.V.ARTS COLLEGE :: TIRUPATI

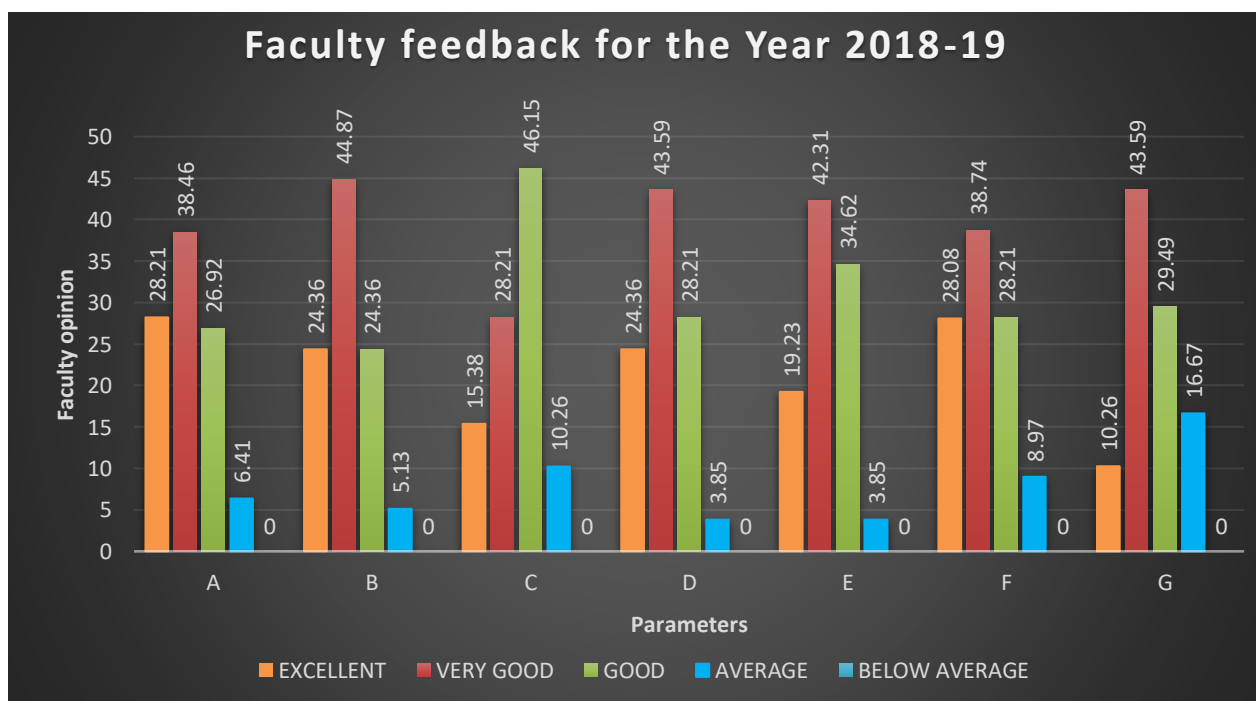
(Tirumala Tirupati Devasthanams)

Internal Quality Assurance Cell(IQAC)

FACULTY FEEDBACK ON CURRICULUM 2018-19

	PARAMETER
A	Provision of teaching tools and materials?
B	Infrastructure facilities
C	Opportunity for academic up gradation
D	Exposure for field practice
E	Ability to support higher learning
F	Adequacy of instructional hours
G	Career orientation in the syllabus

2018-19					
	Excellent	Very good	Good	Average	Below average
A	28.21	38.46	26.92	6.41	0
B	24.36	44.87	24.36	5.13	0
C	15.38	28.21	46.15	10.26	0
D	24.36	43.59	28.21	3.85	0
E	19.23	42.31	34.62	3.85	0
F	28.08	38.74	28.21	8.97	0
G	10.26	43.59	29.49	16.67	0





S.V.ARTS COLLEGE :: TIRUPATI

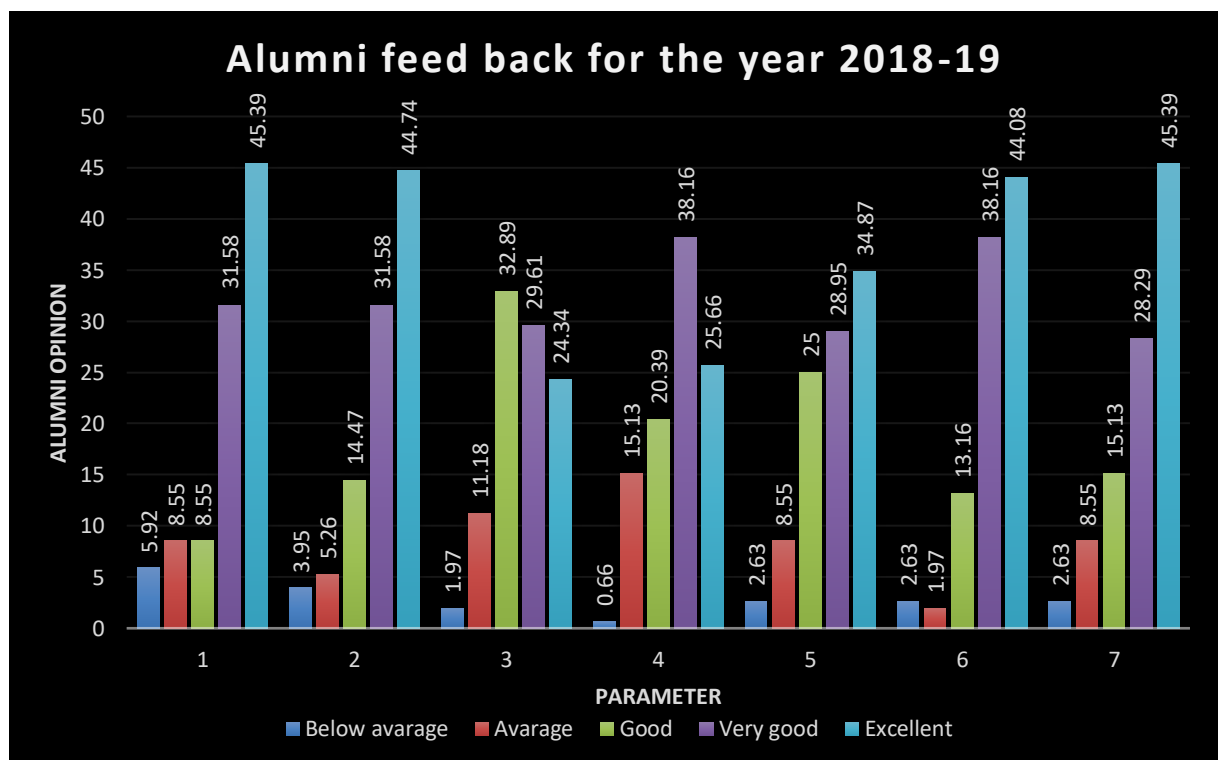
(Tirumala Tirupati Devasthanams)

Internal Quality Assurance Cell(IQAC)

ALUMNI FEED BACK ON CURRICULUM 2018-19

Sl.No.	Parameter
1	Adequateness of the courses offered in the program
2	Sufficiency of the syllabus content to bridge the gap between academia and job market
3	Institute's Laboratory and equipment for practical exposure.
4	Relevance of curriculum in relation to your current professional standards.
5	Skills acquired from the curriculum to face the market requirements.
6	Competence and support offered by the teachers.
7	Institute's support and contribution to the overall development of the students.

	Below Average	Average	Good	Very Good	Excellent
1	5.92	8.55	8.55	31.58	45.39
2	3.95	5.26	14.47	31.58	44.74
3	1.97	11.18	32.89	29.61	24.34
4	0.66	15.13	20.39	38.16	25.66
5	2.63	8.55	25.00	28.95	34.87
6	2.63	1.97	13.16	38.16	44.08
7	2.63	8.55	15.13	28.29	45.39





S.V.ARTS COLLEGE :: TIRUPATI

(Tirumala Tirupati Devasthanams)

Internal Quality Assurance Cell(IQAC)

Feedback Collection and Analysis Report of 2018-2019

Collection of Feedback:

Feedback on Curriculum, Academic Environment and other related aspects was procured on offline method by IQAC. The Feedback forms were collected from students, staff at the end of the academic year.

The structure of Feedback is nine Questions on Academic Environment, Seven Questions on Faculty feedback on curriculum and seven Question on Alumni feedback. The ratings on all these questions are on five rating scale commencing from below average to excellent.

Students Feedback on overall Academic Environment

Feedback analysis Questionnaire for students was structured with nine Questions on Academic Environment. The Questions in all these cases are to be responded on five rating scale commencing from below average to excellent.

Q.A	Methodology of curriculum delivery
	36.15 percent of students rated excellent, 33.19 percent to very good, 22.41 percent to good, 6.13 percent to average and 2.11 percent below average.
Q.B	Meeting deadliness in coverage of syllabi
	21.35 percent of students rated excellent, 35.5 percent students rated very good, 29.81 percent students rated good, 9.73 percent students rated average and 3.59 percent to students rated below average.
Q.C	Library facilities in terms of availability of text and reference books



S.V.ARTS COLLEGE :: TIRUPATI

(Tirumala Tirupati Devasthanams)

	<p>Ranking given to excellent is 35.73 percent of students, 32.56 percent of students to very good, 21.99 percent to good, 5.71 percent to average and 4.02 percent to below average</p>
Q.D	Laboratory facilities to impart practical learning
	<p>29.39 percent of students rated excellent, 38.05 percent of students rated very good, 20.72 percent of students rated good, 8.25 percent of students rated average and 3.59 percent of students rated below average.</p>
Q.E	Grievance Redressal mechanism in the college
	<p>23.68 percent students opined excellent, 32.98 percent students rating very good, 31.08 percent of students opined good, 10.15 percent students opined average and 2.11 percent of students opined below average.</p>
Q.F	College information system (Calendar, Hand book, Display boards, Websites)
	<p>26.22 percent of students expressed their opinion as excellent, 35.52 percent as very good, 21.09 percent as good, 8.25 percent as average and 8.03 as of below average.</p>
Q.G	Scholarships poor students aid
	<p>28.33 percent of students rated excellent, 33.40 percent very good, 22.83 percent good, 8.88 percent rated average and 6.55 percent below average.</p>



S.V.ARTS COLLEGE :: TIRUPATI

(Tirumala Tirupati Devasthanams)

Q.H	Functioning of student support services such as NCC,NSS and Red cross
	39.9 percent of students rate excellent,33.40 percent rate very good,19.66 percent rate very good,4.02 percent rate average and 2.96 percent rate below average.
Q.I	Scope for student participation in sports, games and cultural activities.
	43.45 percent of students rated excellent ,26.85 percent rated very good ,10.4 percent of rated good ,5.50 percent rated is average and 2.75percent rate is below average.



S.V.ARTS COLLEGE :: TIRUPATI

(Tirumala Tirupati Devasthanams)

Internal Quality Assurance Cell(IQAC)

Student Feedback on Curriculum 2018-19

Feedback on curriculum is obtained from students in a structured hard copy format. The format contains 8 questions and students gave their responses on 1 to 5 rating scale commencing from below average to Excellent

Analysis of Student Feedback on Curriculum– 2018-19

Q. A	Relevance of course structure to the course objectives:
	About 90% of Students agreed that course structure is highly relevant to course objectives by rating from excellent to good whereas about 10% felt that there is poor relevance
Q. B	Depth of syllabus of the courses in relation to competencies expected by the current job market.
	About 60% of students strongly felt that the syllabus can impart competencies required by the current job market and 30% agreed by giving good rating, where as 10% of students opined the depth of syllabus is average to poor.
Q. C	Design of courses in terms of Extra learning and self-learning
	Around 90% of students, by giving excellent to good rating, opined that the curriculum demands learning beyond text book and self-innovation learning. Only 10% of students said that scope for extra and self-learning is average - to - poor.
Q. D	Percentage of courses offering Lab component/Practical learning through field visits.
	Approximately 19% students gave excellent rating around 62.5% gave very Good to Good rating and 18.5% gave average to poor rating regarding courses offering lab component/practical learning through field visits.
Q. E	Research orientation in the curriculum design
	Around 23% of students expressed that there is excellent research orientation in the curriculum, 60% of students rated that the curriculum has Very Good to Good research orientation and 17% opined that the research



S.V.ARTS COLLEGE :: TIRUPATI

(Tirumala Tirupati Devasthanams)

	orientation in the curriculum is not good.
Q. F	Scope for higher education / employability/skill development/entrepreneurship in the curriculum
	Around 27.5 % of students rated excellent, 33% rated Very Good, 24% rated Good 12% rated only Average and 3.5% rated poor.
Q. G	Structure of CBCS curriculum.
	Around 28.5% of students felt that the structure of curriculum with regard to units, Credits, lecture hours, is excellent and 57.5% agreed it to be Good. Whereas 14% of students felt that the curriculum structure is fair.
Q. H	Adherence to academic calendar.
	Students agreed that in 23% of courses adherence to academic calendar is very strict, in around 61% of courses there is Good Adherence to the academic calendar and in 16% courses Adherence to the calendar is fair.



S.V.ARTS COLLEGE :: TIRUPATI

(Tirumala Tirupati Devasthanams)

Faculty Feedback on curriculum - 2018-2019

Feedback analysis: Questioner for Faculty was framed with seven Questions on curriculum .The Questions in the feedback forms are to be answered on five rating scale beginning with below average to excellent.

Q.A	Provision of teaching tools and materials?
	28.21 percent of faculty rated excellent, 38.46 percent of faculty rated very good, 26.92 percent of faculty rated good, 6.41 percent of faculty rated average and no rating to below average.
Q.B	Infrastructure facilities
	24.36 percent of faculty, 44.87 percent of faculty opined excellent and very good respectively, 24.36 percent good, 5.13 percent opined average and no rating to below average.
Q.C	opportunity for academic up gradation
	15.38 percent of faculty expressed their opinion as excellent, 28.21 percent as very good, 46.15 percent as good, 10.26 percent as average and no rating to below average.
Q.D	Exposure for field practice.
	To this question ranking given to excellent is 24.36 percent of the Faculty, 43.59 percent to very good 28.21 percent to good, 3.85 percent to average and no rating to below average.
Q.E	Ability to support higher learning
	19.23 percent of faculty rating is excellent, 42.13 percent of faculty rating is very good 34.62 percent of faculty rating is good, 3.85 percent of faculty rating is average and no rating to below average.
Q.F	Adequacy of instructional hours
	28.08 percent and 38.74 percent of faculty opined excellent and very good respectively, 28.21 percent and 8.97 percent of faculty opined good and average respectively and no rating to



S.V.ARTS COLLEGE :: TIRUPATI

(Tirumala Tirupati Devasthanams)

	below average.
Q.G	Career orientation in the syllabus.
	10.26 percent of faculty rated excellent,43.59percent of faculty rated very good 29.49percent of faculty rated good,16.67percent of faculty rated average and no rating to below average.



S.V.ARTS COLLEGE :: TIRUPATI

(Tirumala Tirupati Devasthanams)

Internal Quality Assurance Cell(IQAC)

Alumni Feedback ON CURRICULUM 2018-19

Q.A	Adequateness of the course offered in the program
	Regarding this question 45.39 percent of Alumni rated excellent, 31.58 percent of Alumni rated very good, 8.55 percent of Alumni rated good, 8.55 percent of Alumni rated average and 5.92 percent of Alumni rated below average.
Q.B	Sufficiency of the syllabus content to bridge the gap between
	44.74 percent of Alumni opined excellent, 31.58 percent very good, 14.47 percent good, 5.26 percent average and remaining 3.95 percent below average.
Q.C	Institutes Laboratory and equipment for practical exposure
	The rating of alumni to this aspect is 24.34 percent excellent, 29.61 percent very good, 32.89 percent good, 11.18 percent average and 1.97 percent below average.
Q.D	Relevance of curriculum in relation to your current professional standard
	25.66 percent of alumni expressed their opinion as excellent, 38.16 percent very good, 20.39 percent good, 15.13 percent average and 0.66 percent below average.
Q.E	Skill acquired from the curriculum to face the market requirements
	Alumni rating on this question is 34.87 percent excellent, 28.95 percent very good, 25 percent of Alumni rating good, 8.55 percent average and 2.63 percent below average.



S.V.ARTS COLLEGE :: TIRUPATI

(Tirumala Tirupati Devasthanams)

Q.F	Competence and support offered by the teacher
	44.08 percent of Alumni rated excellent, 38.16 percent rated very good, 13.16 percent rated good, 1.97 percent of average and 2.63 percent rated below average.
Q.G	Institution support and contribution to the overall development of the students
	Ranking by alumni to this question is 45.39 percent excellent, 28.29 percent very good, 15.13 percent good, 8.55 percent average and 2.63 percent below average.



S.V.ARTS COLLEGE :: TIRUPATI

(Tirumala Tirupati Devasthanams)

Internal Quality Assurance Cell(IQAC)

Action Taken Report (ATR)on the plan of action of the Academic Year 2018-2019

Action Taken Report (ATR) on the plan of action of the Academic Year 2018-2019

Plan of action	Action taken
To motivate faculty to advance their career	Faculty attended different training programs conducted by TTD training academy SVETA and other organizations, attended Refreshers courses and Orientation programs .Faculty attended various Seminars and Workshops.
To organise Extension and outreach activities to make students aware of existing problems in the society	Extension activities conducted in co-ordination with NSS unit Red Cross Blood Bank and many students benefitted. Activities related to Swatch Bharat, Aids Awareness, Gender Issue conducted in coordination with government & other organizations
Plan to encourage students Seminars	Student acquired knowledge ,latest information and new skill by participating in Class room Seminars, Seminars organized by others, interacting with experts and organizing various programs.
To inculcate Spirituality among students and staff	Students and Staff participated in spiritual programs like Saraswathi yagam ,Geetha Jayanthi organized by TTDs management, and also participated in Srivariseva and enhanced their spirituality.
Plan to organise of Coaching for Competitive Examination to students	Under JKC and Art Of Living(AOL), Training Programs were conducted to the students. All Students were provided with career counselling guidance with the help of the coaching centers on cost free basis.


IQAC CO-ORDINATOR
S.V. ARTS COLLEGE
TIRUPATI


PRINCIPAL (FAC)
S.V. ARTS COLLEGE
TIRUPATI