



# S.V.ARTS COLLEGE :: TIRUPATI

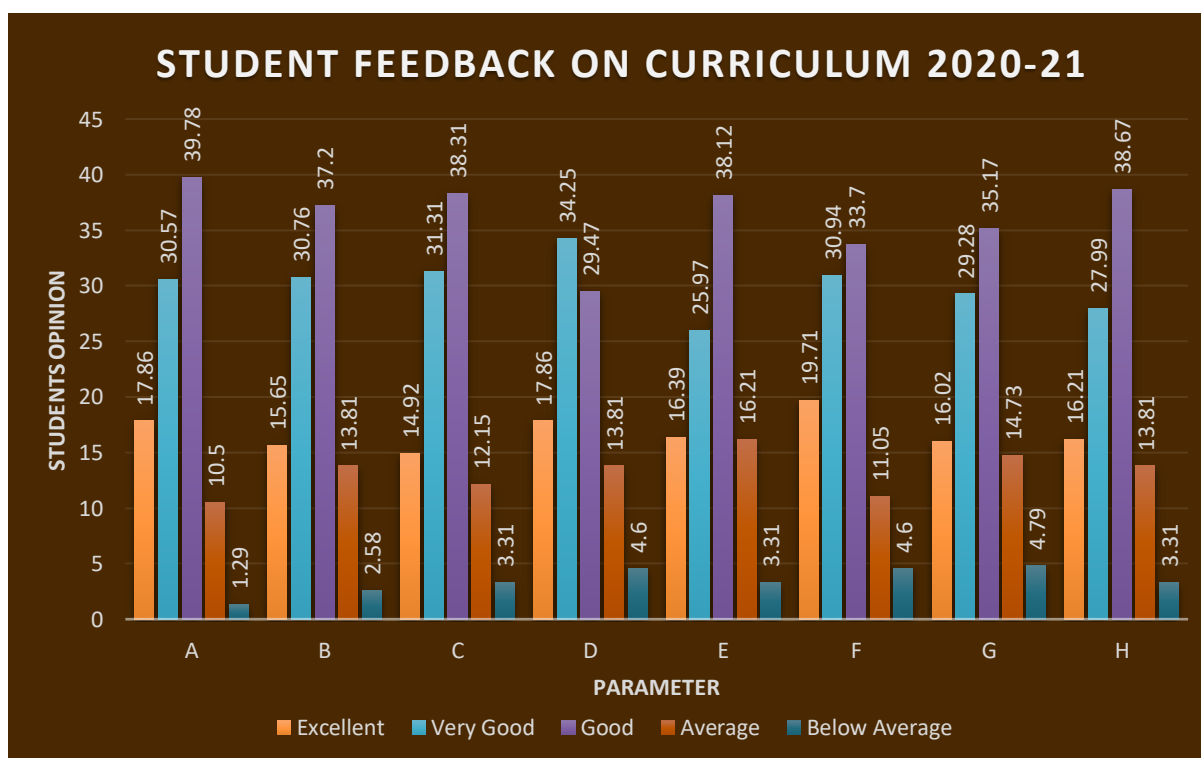
(Tirumala Tirupati Devasthanams)

## Internal Quality Assurance Cell(IQAC) STUDENTS FEEDBACK ON CURRICULUM 2020-21

### Questionnaire

A.	Relevance of course structure to the course objectives
B.	Depth of syllabus of the courses in relation to competencies expected by the current job market.
C.	Design of courses in terms of Extra learning and self-learning
D.	Percentage of courses offering Lab component/Practical learning through field visits.
E.	Research orientation in the curriculum design
F.	Scope for higher education / employability/skill development/entrepreneurship in the curriculum
G.	Structure of CBCS curriculum.
H.	Adherence to academic calendar.

	Excellent	Very Good	Good	Average	Below Average
A	17.86	30.57	39.78	10.50	1.29
B	15.65	30.76	37.20	13.81	2.58
C	14.92	31.31	38.31	12.15	3.31
D	17.86	34.25	29.47	13.81	4.60
E	16.39	25.97	38.12	16.21	3.31
F	19.71	30.94	33.70	11.05	4.60
G	16.02	29.28	35.17	14.73	4.79
H	16.21	27.99	38.67	13.81	3.31





# S.V.ARTS COLLEGE :: TIRUPATI

(Tirumala Tirupati Devasthanams)

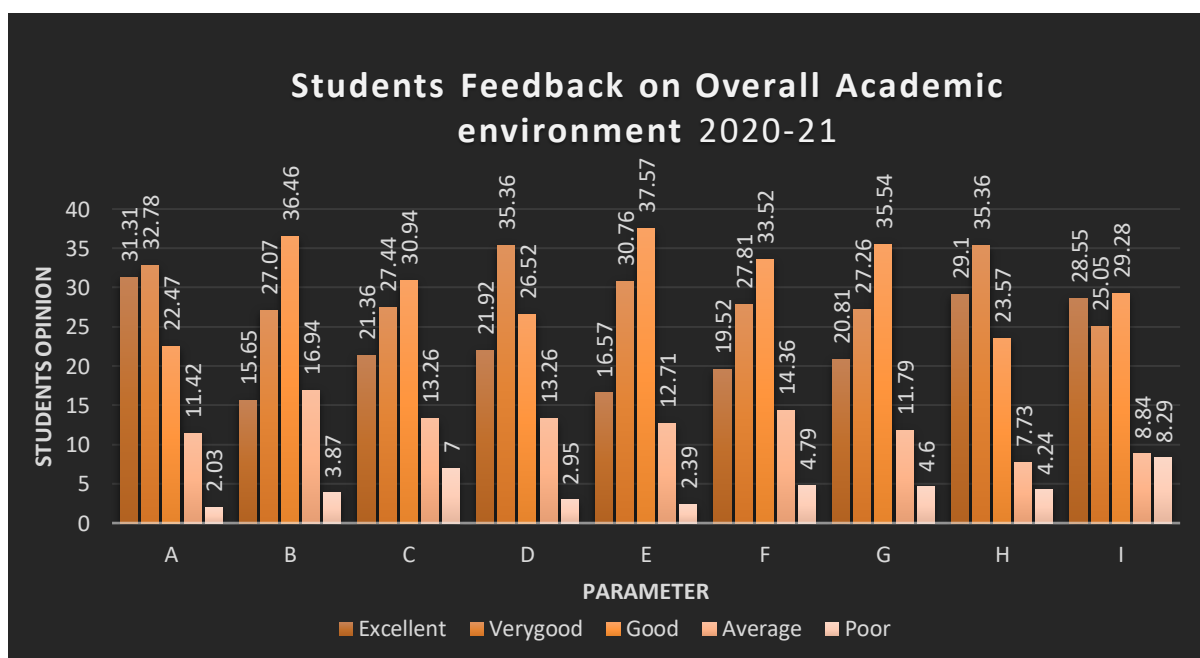
## Internal Quality Assurance Cell(IQAC)

### STUDENTS FEEDBACK ON OVERALL ACADEMIC ENVIRONMENT 2020-21

#### Questionnaire

A.	Methodology of curriculum delivery.
B.	Meeting deadlines in coverage of syllabi
C.	Library facilities in terms of availability of text and reference books.
D.	Laboratory facilities to impart practical learning.
E.	Grievance redressal mechanism in the college.
F.	College information system(Calendar& Hand book, Display boards, Web site).
G.	Scholarships and poor student aid
H.	Functioning of student support services such as NCC, NSS and Red cross.
I.	Scope for student participation in sports, games and cultural activities.

2020-21					
	Excellent	Very good	Good	Average	below average
A	31.31	32.78	22.47	11.42	2.03
B	15.65	27.07	36.46	16.94	3.87
C	21.36	27.44	30.94	13.26	7.00
D	21.92	35.36	26.52	13.26	2.95
E	16.57	30.76	37.57	12.71	2.39
F	19.52	27.81	33.52	14.36	4.79
G	20.81	27.26	35.54	11.79	4.60
H	29.10	35.36	23.57	7.73	4.24
I	28.55	25.05	29.28	8.84	8.29





# S.V.ARTS COLLEGE :: TIRUPATI

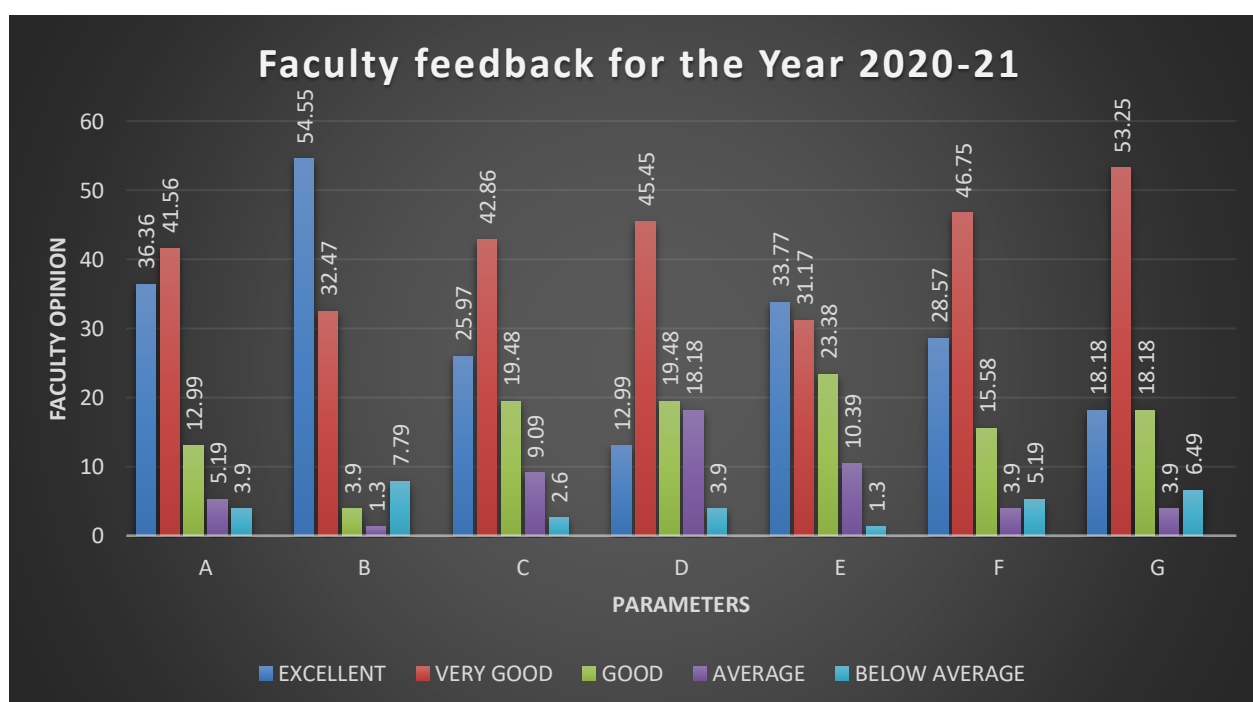
(Tirumala Tirupati Devasthanams)

## Internal Quality Assurance Cell(IQAC)

### FACULTY FEEDBACK ON CURRICULUM 2020-21

PARAMETER	
Provision of teaching tools and materials?	A
Infrastructure facilities	B
Opportunity for academic up gradation	C
Exposure for field practice	D
Ability to support higher learning	E
Adequacy of instructional hours	F
Career orientation in the syllabus	G

2020-21					
	Excellent	Very good	Good	Average	Below average
A	36.36	41.56	12.99	5.19	3.9
B	54.55	32.47	3.9	1.3	7.79
C	25.97	42.86	19.48	9.09	2.6
D	12.99	45.45	19.48	18.18	3.9
E	33.77	31.17	23.38	10.39	1.3
F	28.57	46.75	15.58	3.9	5.19
G	18.18	53.25	18.18	3.9	6.49





# S.V.ARTS COLLEGE :: TIRUPATI

(Tirumala Tirupati Devasthanams)

**Internal Quality Assurance Cell(IQAC)**

## **Feedback Collection and Analysis Report of 2020-2021**

### **Collection of Feedback:**

Collection of Feedback on Curriculum, Academic Environment and other related aspects was done by IQAC on offline method. The Feedback forms were collected from students, staff and alumni at the end of the academic year and analysed.

The structure of Feedback is nine Questions on Academic Environment, Seven Questions on Faculty feedback on curriculum and seven Question on alumni. The ratings on all these questions are on five rating scale commencing from below average to excellent.

### **Students Feedback on overall Academic Environment**

<b>Q.A</b>	<b>Methodology of curriculum delivery</b>
	31.31percent of students gave ranking as excellent, 32.78 percent of students very good, 22.47 percent as good, 11.42 percent as average and 2.03 percent as below average.
<b>Q.B</b>	<b>Meeting deadlines in coverage of syllabi</b>
	15.65 percent of students rated excellent, 27.07 percent very good, 36.46 percent good, 16.94 of average and 3.87 percent below average.
<b>Q.C</b>	<b>Library facilities in terms of availability of text and reference books</b>
	21.36 percent of the students expressed their opinion as excellent, 27.44 percent as very good, 30.94 percent as good, 13.26 percent as average and 7.00 percent as below average.
<b>Q.D</b>	<b>Laboratory facilities to impart practical learning</b>
	To this Question ranking given to excellent is 21.92 percent of the students. 35.36 percent to very good, 26.25 percent to good ,13.26 percent to average and 2.95 percent to



# S.V.ARTS COLLEGE :: TIRUPATI

(Tirumala Tirupati Devasthanams)

	below average.
<b>Q.E</b>	<b>Grievance Redressal mechanism in the college</b>
	16.57 percent of students rated excellent, 30.76 percent as very good,37.57 percent as good ,12.71 percent as average and 2.39 percent below average.
<b>Q.F</b>	<b>College information system (Calendar, Handbook, Display boards, Websites)</b>
	19.52percent of students opined excellent, 27.81 percent very good,33.52percent good,14.36 percent as average and 4.79percent as below average.
<b>Q.G</b>	<b>Scholarships poor students aid</b>
	20.81 of students rated excellent,27.26 of students rated very good,35.54 of students rated good,11.79 percent rated average and 4.60 percent rated below average.
<b>Q.H</b>	<b>Functioning of student support services such as NCC,NSS and Red cross</b>
	29.10 percent of students opined excellent, 35.36 percent as very good, 23.57 as good, 7.73 percent as average and 4.24 percent as below average.
<b>Q.I</b>	<b>Scope for student participation in sports, games and cultural activities.</b>
	28.55 percent of students rated excellent ,25.05 percent rated very good ,29.28 percent rated good ,8.84 percent rated average and 8.29 percent rated below average.



# S.V.ARTS COLLEGE :: TIRUPATI

(Tirumala Tirupati Devasthanams)

## Internal Quality Assurance Cell(IQAC)

### Student Feedback on Curriculum

Feedback on curriculum is obtained from students in a structured hard copy format. The format contains 8 questions and students gave their responses on 1 to 5 rating scale commencing from below average to Excellent

#### Analysis of Student Feedback on Curriculum– 2020-21

<b>Q. A</b>	<b>Relevance of course structure to the course objectives:</b>
	88% of students are with the opinion that there Good is relevance of course structure with the course objectives and 11.8% of them have opined that there is poor relevance of Course structure to the Course objectives.
<b>Q. B</b>	<b>Depth of syllabus of the courses in relation to competencies expected by the current job market.</b>
	Around 16% of Students are highly satisfied with the depth of syllabus and 68% said that depth of syllabus is good while 16% expressed that depth of syllabus is inadequate.
<b>Q. C</b>	<b>Design of courses in terms of Extra learning and self-learning</b>
	Approximately 84.5% of students felt that the Curriculum offers Excellent - to - Good Scope for self and extra learning, whereas 15.5 % of Students have opined that there is minimum scope for self-learning.
<b>Q. D</b>	<b>Percentage of courses offering Lab component/Practical learning through field visits.</b>
	Around 18% of Students rated Excellent, 64% rated Very good to Good and about 18% of Students rated average to Poor about courses with lab components or field visits.
<b>Q. E</b>	<b>Research orientation in the curriculum design</b>
	With regard to research orientation around 16.4% of students rated Excellent, 64% rated Very good - to - Good and 19.6% rated Average - to - Poor.
<b>Q. F</b>	<b>Scope for higher education / employability/skill development/entrepreneurship in the curriculum</b>
	Excellent rating for scope of higher education/Employability is given by 19.7% of students,



# S.V.ARTS COLLEGE :: TIRUPATI

(Tirumala Tirupati Devasthanams)

	64.7% of students rated Very good - to - Good and 15.6% rated Average - to - Poor.
<b>Q. G</b>	<b>Structure of CBCS curriculum.</b>
	Around 16% of students rated Excellent about curriculum structure, 64.5% opined it to be Very good and 19.5% of students felt that the curriculum structure is Average - to - Poor.
<b>Q. H</b>	<b>Adherence to academic calendar.</b>
	Students gave Excellent rating for 16% of courses, Very good rating for 28% of courses, Good rating for 39% of courses and Average – to – Poor rating for 17 % of courses



# S.V.ARTS COLLEGE :: TIRUPATI

(Tirumala Tirupati Devasthanams)

## Internal Quality Assurance Cell(IQAC)

### Faculty Feedback on curriculum - 2020-2021

**Feedback analysis:** Questioner for Faculty was framed with seven Questions on curriculum .The Questions in the feedback forms are to be answered on five rating scale beginning with below average to excellent.

<b>Q.A</b>	<b>Provision of teaching tools and materials?</b>
	36.36percent of faculty,41.56 percent and 12.99percent of faculty rated excellent, very good and good respectively. 5.19 percent and 5.9 percent of faculty rated as average and below average respectively.
<b>Q.B</b>	<b>Infrastructure facilities</b>
	54.55percent of faculty opined excellent, 32.47 percent of faculty rated very good,3.9percent as good, 1.3 percent as average and 7.79 percent below average.
<b>Q.C</b>	<b>opportunity for academic up gradation</b>
	25.97percent of faculty consented excellent, 42.86 percent as very good, 19.48 percent as good 9.09 percent as average and 2.6 percent as below average.
<b>Q.D</b>	<b>Exposure for field practice.</b>
	12.99percent of faculty, 45.45 percent of faculty and 19.48 of faculty percent of faculty concurred excellent, very good and good respectively. 18.18 percent and 3.9 percent average, below average respectively.
<b>Q.E</b>	<b>Ability to support higher learning</b>
	33.77percent of faculty rated excellent, 31.17 percent rated very good 23.38percent rated good ,10.39 percent rated average and 1.3 percent rated below average.
<b>Q.F</b>	<b>Adequacy of instructional hours</b>





# S.V.ARTS COLLEGE :: TIRUPATI

(Tirumala Tirupati Devasthanams)

	28.57 percent of faculty ranking is excellent,46.75 percent of faculty ranking is very good , 15.58 percent ranking is good ,3.9 percent faculty ranking is average and 5.19 percent ranking is below average.
<b>Q.G</b>	<b>Career orientation in the syllabus.</b>
	To this question ranking given to excellent is18.18 percent of faculty ,53.25 percent to very good ,18.18 percent to good ,3.9 percent to average and 6.49 percent to below average.



# S.V.ARTS COLLEGE :: TIRUPATI

(Tirumala Tirupati Devasthanams)

## Internal Quality Assurance Cell(IQAC)

### Action Taken Report (ATR) on the plan of action of the Academic Year 2020-2021

Plan of action	Action taken
Plan to form various committees for successful completion of the academic year	Fifty Committees were constituted and Committees completed their concern activities with in the stipulated time during the academic year
To organize orientation program to the first year students	Orientation program was organised for the first year students to inculcate discipline, spirituality and to induct culture and curriculum of the college.
Selection of student's office bearers	Student's office bearers were selected and nominated on the basis of merit in I and II year S.V.University examinations.
To celebrate significant days	Celebrated significant days like Independence day, Teachers day, Republic day.
Plan to organise Webinars, Online Quiz Seminars and Project works	Webinars, Online Quiz, Classroom seminars and Project Works were conducted by Various Departments in the college.
To organise awareness programs to students	Department of Commerce, Zoology, Psychology and Women Empowerment Cell organised Awareness Programms to students
To organise Educational Tours /field trips	Field Trips were organised by department of Botany and Dairy Science.
Organisation of Campus Selections	Organised Campus selections with FSS Company, Tirupathi and Sulehe tech, Hyderabad and co-ordinated by the Skill Development Cell.
Plan to prepare IIQA and its approval	IIQA was prepared, submitted and it was approved on 3-8-2021
Encourage Faculty to participate in development programs	Faculty attended Online Training Programs organised by TTD training academy SVETA , Online Faculty Development programmes ,Webinars, Online Quiz organised by other institutions and attended online



# S.V.ARTS COLLEGE :: TIRUPATI

(Tirumala Tirupati Devasthanams)

	Refresher Courses organised by UGC sponsored Staff training Colleges .
To Encourage Faculty to involve in research work	Research Papers of Faculty were published in National and International reputed Journals. Two Faculty members from Physics department, two from Chemistry department and one from Psychology department supervised Ph.D programme.
Procurement of e-resources for Library	Enrolled membership in INFLIB and made access to all e-books to staff and students.

**IQAC CO-ORDINATOR  
S.V. ARTS COLLEGE  
TIRUPATI**

**PRINCIPAL (FAC)  
S.V. ARTS COLLEGE  
TIRUPATI**